

# Miniature PiezoBeam® Accelerometer

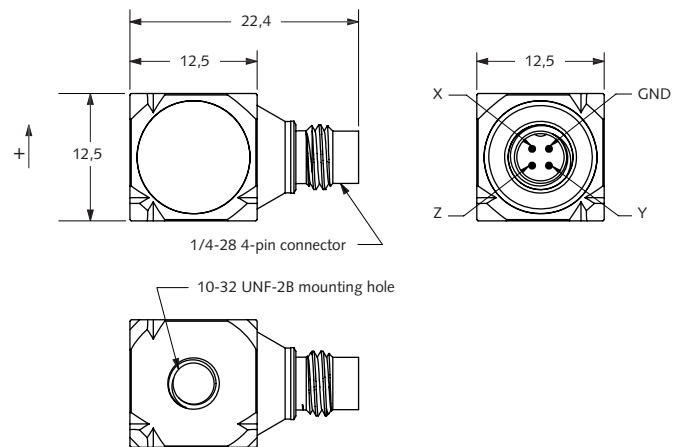
Type 8688A...

## Light Weight, IEPE Triaxial TEDS Accelerometer

World Patent: W0/2007/062532  
 European Patent: 2006790940  
 U.S. Patent: 12088325

Type 8688A... is a high sensitivity triaxial accelerometer that simultaneously measures vibration in three orthogonal axes. The sensor is designed primarily for modal analysis applications and has selective use as a general purpose vibration sensor.

- IEPE,  $\pm 5$  g,  $\pm 10$  g, and  $\pm 50$  g ranges
- Smallest PiezoBeam triaxial with lowest mass
- Low cost, miniature and lightweight triaxial
- High sensitivity, low noise and high dynamic range
- Choice of ranges and sensitivities
- Ground Isolated Mounts
- TEDS Option
- Conforming to CE



### Description

Internal to the PiezoBeam accelerometer is a unique sensing element consisting of a ceramic beam supported by a center post that when bending occurs as a result of being subjected to vibration, the cantilevered beam element yields an electrical charge. The charge signal is converted by the internal low noise charge amplifier to a proportional high level voltage signal at an output impedance of less than 500 ohms. Patented methods are used to thermally compensate the sensing element.

Type 8688A... is a miniature and lightweight triaxial accelerometer which reduces mass loading on thin-walled structures important to multichannel modal applications or general vibration measurements.

Type 8688A... triaxial accelerometers, have an integral 4-pin connector and is designed for easy installation in confined areas where sensor may be mounted on any of three faces. Type 8688A... has welded titanium housing and is ground isolated when mounted with the mounting clip or adhesive mounting adapter. The sensing element design provides outstanding amplitude and phase response over a wide frequency range.

The accelerometer operates directly from the internal power source found in most FFT analyzers, from several Kistler Piezotron® power supply couplers or any industry standard IEPE (Integrated Electronic Piezo Electric) compatible power source.

### Application

This miniature and light weight, triaxial accelerometer series is ideally suited for multiple channel modal analysis on small components or subsystems and well as full vehicle testing for aviation, space, automotive as well as a wide range of general test structures.

8688A\_000-843e-02.10



76, La Rivière  
 45490 SCEAUX DU GATINAIS



02 38 87 45 35



02 38 87 41 33



info@viaxys.com



www.viaxys.com

### Technical Data

Specification	Unit	Type 8688A5 Type 8688A5T	Type 8688A10 Type 8688A10T	Type 8688A50 Type 8688A50T
Acceleration range	g	±5	±10	±50
Acceleration limit	gpk	±8	±16	±86
Threshold (1...10 kHz)	grms	0,00014	0,00016	0,00036
Sensitivity (±10%)	mV/g	1 000	500	100
Resonant frequency mounted nom	kHz	15	15	25
Frequency response (±5%)	Hz	0,5 ... 3 000	0,5 ... 3 000	0,5 ... 5 000
Phase shift <5°	Hz	2 ... 3 000	2 ... 3 000	2 ... 5 000
Amplitude non-linearity	%FSO	±1	±1	±1
Time constant nom.	sec	1,1	1,1	1,1
Transverse sensitivity typ. (max 3%.)	%	1,5	1,5	1,5
<b>Environmental</b>				
Base strain sensitivity @ 250µε	g/µε	0,004	0,004	0,004
Random vibration max.	grms	50	50	100
Shock limit (1 ms pulse)	gpk	7 000	7 000	10 000
Temperature coeff. of sensitivity	%/°C	0,17	0,23	0,23
Temperature range operating	°C	-40 ... 55	-40 ... 65	-40 ... 65
<b>Output</b>				
Bias nom.	VDC	13	13	13
Impedance	Ω	100	100	100
Voltage Full Scale	V	±5	±5	±5
<b>Power Supply</b>				
Voltage	VDC	22 ... 30	22 ... 30	22 ... 30
Constant current	mA	2 ... 20	2 ... 20	2 ... 20
<b>Construction</b>				
Sensing element	Type	PiezoBeam	PiezoBeam	PiezoBeam
Housing/base	material	Titanium	Titanium	Titanium
Sealing-housing/connector	Type	Hermetic	Hermetic	hermetic
Connector	Type	1/4-28, 4-pin (pos.)	1/4-28, 4-pin (pos.)	1/4-28, 4-pin (pos.)
Ground isolated		with accessory	with accessory	with accessory
Mass	grams	6,7	6,7	6,5
Mounting	Type	wax, adhesive, Clip, magnet, stud (10-32 UNF-2B)	wax, adhesive, Clip, magnet, stud (10-32 UNF-2B)	wax, adhesive, Clip, magnet, stud (10-32 UNF-2B)
Mounting torque, stud	Nm	0,7	0,7	0,7

1 g = 9,80665 m/s<sup>2</sup>, 1 Inch = 25,4 mm, 1 Gramm = 0,03527 oz, 1 lbf-in = 0,113 Nm

8688A\_000-843e-02.10




76, La Rivière  
45490 SCEAUX DU GATINAIS



02 38 87 45 35



02 38 87 41 33



info@viaxys.com



www.viaxys.com

**Mounting**

The cube shape configuration of the triaxial accelerometer allows for the sensor to be attached to the test surface using any available side with wax, adhesive and/or tape. The off-ground mounting clip can be used in three sensor orientations for mounting flexibility. The primarily mounting surface also has a 10-32 UNF threaded hole which is compatible with ground isolated screw-on mounting accessories. Namely, an adhesive mounting base and a magnetic mounting base. The specified frequency response is unaffected when the adhesive mounting base or magnetic mounting base is used. When the ground isolated mounting clip is used, the upper frequency limits are as follows:

- Without grease 1 kHz (±5%) for all ranges
- With grease 3 kHz (±5%) for 5g and 10g ranges
- With grease 4 kHz (±5%) for the 50g range.

Reliable and accurate measurements require that the mounting surface be clean and flat. The operating instruction manual for the Type 8688A... series provides detailed information regarding mounting surface preparation.



Fig. 1: Mounting accessories

**Accessories Included**

- Ground isolated mounting clip
- Ground isolated adhesive mounting base
- Mounting wax

<b>Type</b>	800M155
	800M157
	8432

**Optional Accessories**

- Magnetic mounting base

<b>Type</b>	800M159
-------------	---------

**Optional Cables**

- Teflon jacketed breakout cable - ¼-28 4-pin (neg.) to 3x BNC (pos.)
- Flexible silicone jacketed breakout cable - ¼-28 4-pin (neg.) 3x BNC (pos.)

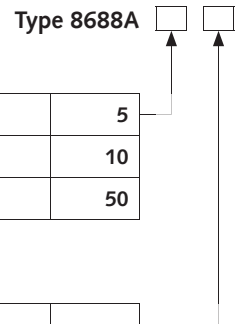
<b>Type</b>	1756B...
	1734A...

Note: 1734A cable is available March 2010

**Ordering Key**

**Measuring range**

±5	5
±10	10
±50	50



**TEDS Templates / Variants**

Standard	-
Default, IEEE 1451.4 V0.9 Template 0 (UTID 1)	T
IEEE 1451.4 V0.9 Template 24 (UTID 116225)	T01
LMS Template 117, Free format Point ID	T02
LMS Template 118, Automotive Format (Field 14 Geometry = 0)	T03
LMS Template 118, Aerospace Format (Field 14 Geometry = 1)	T04
P1451.4 v1.0 template 25 – Transfer Function Disabled	T05
P1451.4 v1.0 template 25 – Transfer Function Enabled	T06




Fig. 2: Measuring chain

8688A\_000-843e-02.10



76, La Rivière  
45490 SCEAUX DU GATINAIS



02 38 87 45 35



02 38 87 41 33



info@viaxys.com



www.viaxys.com